
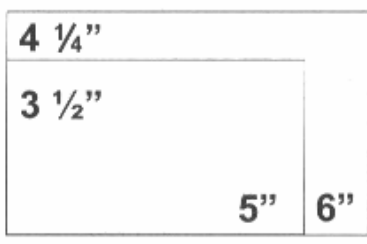


Letter, Flat, Postcard, Parcel Dimensions

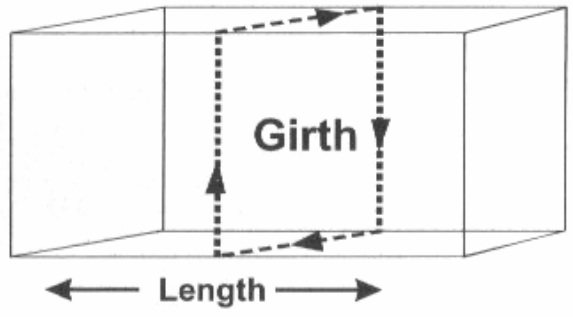
LETTER Shape Saves \$\$\$



Postcard

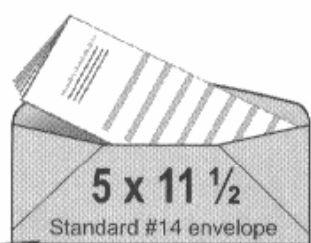


Parcel Length + Girth
Maximum 108 inches




Shape Saves \$\$\$\$ Samples


Mailpiece:
8 sheets of
8 1/2" x 11" paper
20# stock
plus envelope



or



Weight = 2 ounces
Shape = Letter **\$.58**



Weight = 3 ounces
Shape = Flat
\$1.14

Maximum Dimensions
of a "Letter"
6 1/8" x 11 1/2" x 1/4" thick

SAVINGS

same 8 sheets folded
vertically and inserted into
a #14 envelope or folded
horizontally and inserted
into a 6 x 9 envelope

98%

postage savings over
unfolded pieces inserted
into a 9 x 12 envelope

New USPS rates
Effective May 14, 2007

*6 x 9 printed envelope costs @ 20% LESS than a 9 x 12 envelope